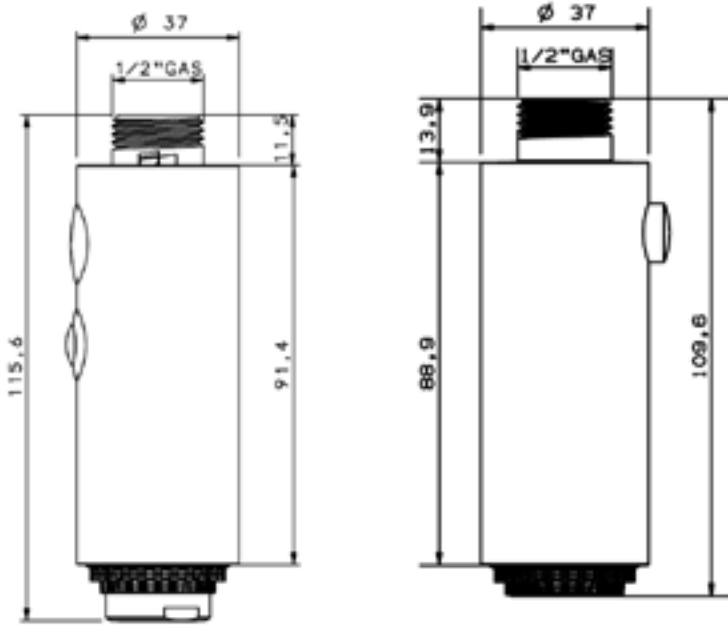




CONCEPT



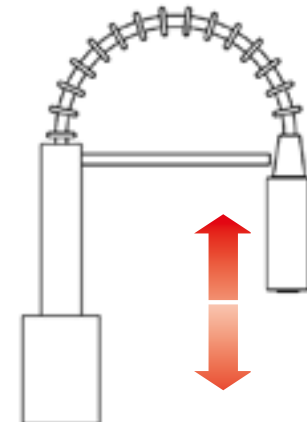
**COPRI PULSANTE
IN GOMMA**
RUBBER
TRIGGER COVER



**PULSANTI IN
OTTONE**
BRASS
BUTTONS

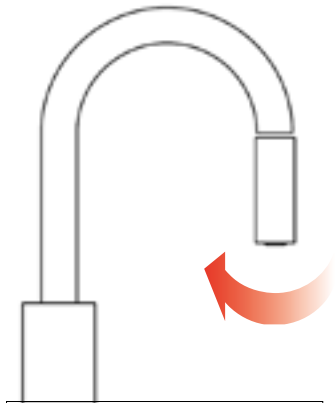


SPRING



ADATTO PER
RUBINETTO CON MOLLA
SUITABLE FOR FAUCET WITH
SPRING


SPOUT



SISTEMA AD
AGGANCIO RAPIDO
QUICK-FIX
ATTACHMENT SYSTEM

PULL DOWN

SPRAY



KCS

ECS



ECS

LE DOCCE SPRAY NON SONO PROGETTATE PER ESSERE SOTTOPOSTE AD UNA PRESSIONE CONTINUATIVA, DEVONO QUINDI ESSERE UTILIZZATE CON UNA VALVOLA A MONTE.

THE SPRAY SHOWERS ARE NOT DESIGNED TO BE SUBJECTED TO A CONTINUOUS PRESSURE, THEREFORE THEY MUST BE USED WITH A VALVE UPSTREAM.

**ADATTATORE QUICK-FIX
PER CANNA**
QUICK-FIX ADAPTER
FOR SPOUT



Per la massima adesione alla canna del rubinetto AMFAG consiglia l'uso di una colla adesiva (3M DP190 or similar)

To obtain maximum holding power on spout AMFAG suggests to apply an adhesive glue (3M DP190 or similar)



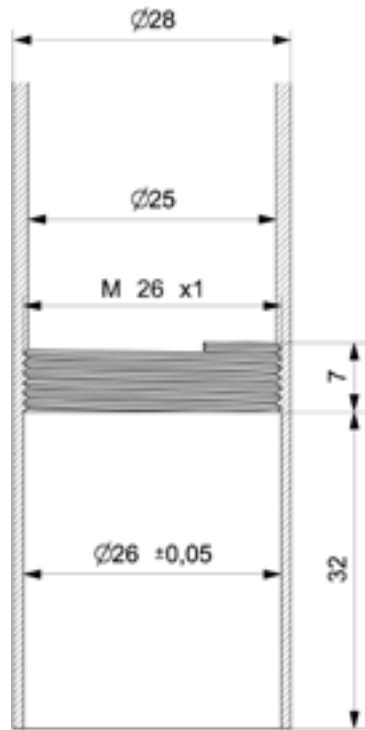


ANELLO INOX INTERNO
STAINLESS STEEL RING INSIDE

MAGNETE INTERNO
MAGNET INSIDE

CONNESSIONE MAGNETICA - MAGNETIC CONNECTION

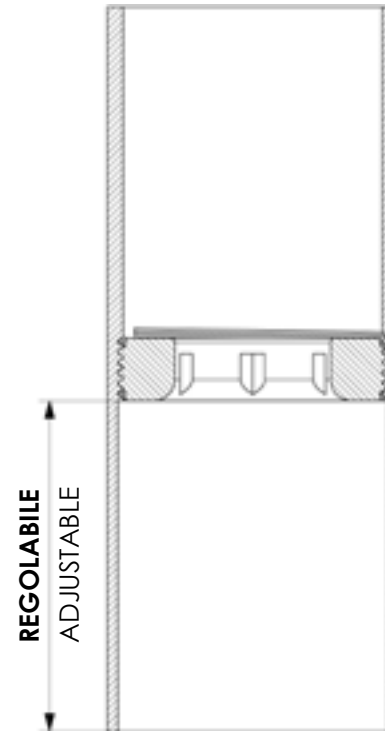
LAVORAZIONE CANNA - SPOUT MACHINING



Prima di inserire l'anello in INOX, applicare colla Bi-componente (AMFAG consiglia 3M-DP190)

Before tightening STAINLESS STEEL Ring apply Bi-component glue (AMFAG suggests 3M-DP190)

POSIZIONAMENTO - RING POSITIONING



Anello in INOX fornito da AMFAG

STAINLESS STEEL Ring provided by AMFAG

CONNESSIONE AL FLESSIBILE FLEXIBLE CONNECTION

