



# MICRO



PULSANTE AMFAG A SCORRIMENTO SU TUTTA LA LINEA MICRO E MICROEVO DUAL JET

PATENTED

AMFAG SLIDING SYSTEM FOR ALL MICRO AND MICROEVO DUAL JET RANGE



AERATOR



SPRAY



- **ESCLUSIVO SISTEMA DI DEVIAZIONE BREVETTATO, CON RITORNO AUTOMATICO O MANUALE.**
- **EXCLUSIVE PATENTED SYSTEM FOR DEVIATION, WITH AUTOMATIC OR MANUAL RETURN.**

# CREA LA TUA DOCCIA MICRO - BUILD YOUR OWN MICRO SHOWER

HOSE CONNECTIONS

1/2" GAS male	M10x1 female	M15x1 female	M15x1 female quick-fix	M15x1 male Long	M15x1 male short	3/8" GAS male	M10x1 female magnetic	SWIVEL M22x1 female	M18x1 male M15x1 female	M15x1 male M12x1 female
+AV14	+AV10	+AV14	+AV14	+AV10	+AV10				+AV14	+AV10

FAUCET SPOUT CONNECTIONS

QUICK-FIX FOR SPOUT 24	
QUICK-FIX FOR SPOUT 26	
QUICK-FIX FOR SPOUT 28	

FOR SPOUT 24

FOR SPOUT 26

FOR SPOUT 28

SOWER CONNECTIONS

<b>DUAL JET</b>	<b>JET</b>	<b>SPRAY</b>
KCS ECS	KCS	ECS

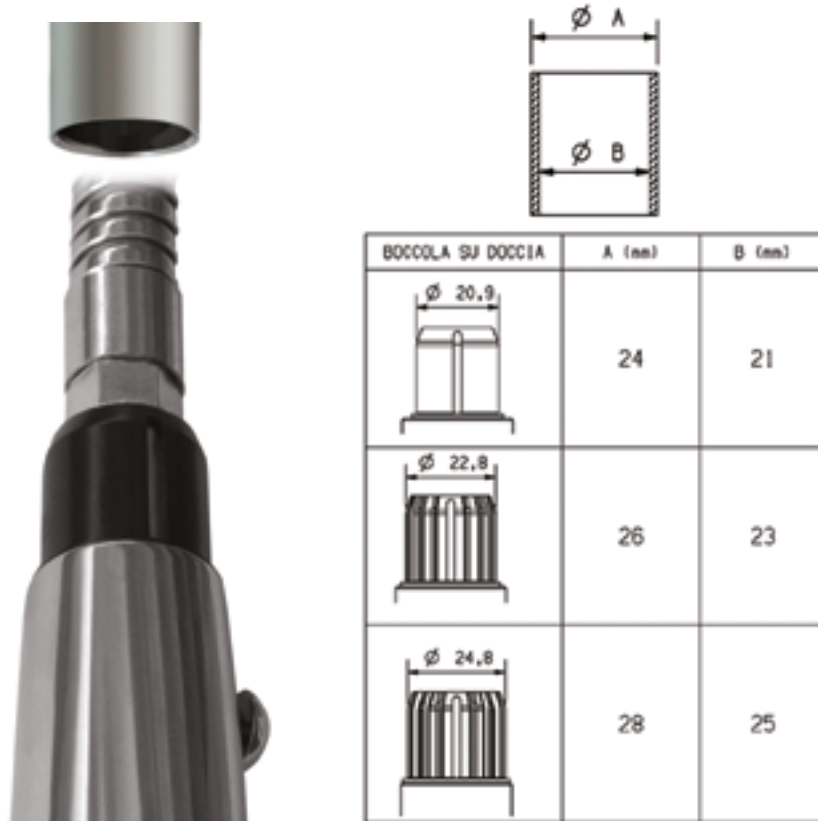
LE DOCCE SPRAY NON SONO PROGETTATE PER ESSERE SOTTOPOSTE AD UNA PRESSIONE CONTINUATIVA, DEVONO QUINDI ESSERE UTILIZZATE CON UNA VALVOLA A MONTE.

THE SPRAY SHOWERS ARE NOT DESIGNED TO BE SUBJECTED TO A CONTINUOUS PRESSURE, THEREFORE THEY MUST BE USED WITH A VALVE UPSTREAM.

PER LA MASSIMA ADESIONE ALLA CANNA DEL RUBINETTO AMFAG CONSIGLIA L'USO DI UNA COLLA ADESIVA (3M DP190 O SIMILARE).

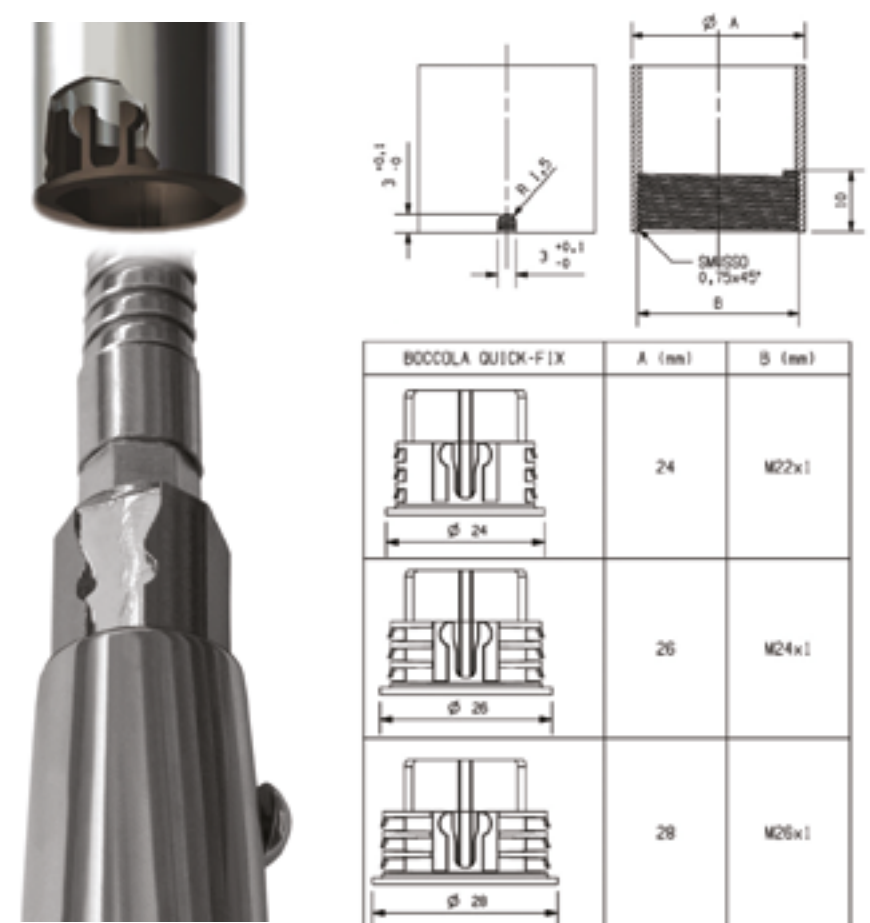
TO OBTAIN MAXIMUM HOLDING POWER ON SPOUT AMFAG RECOMMENDS TO APPLY AN ADHESIVE GLUE (3M DP190 OR SIMILAR).

## EASY CONNECTION



- UNA BOCCOLA DIRETTAMENTE FISSATA ALLA DOCCETTA, PERMETTE L'ALLOGGIAMENTO CENTRATO NELLA BOCCA DEL RUBINETTO.
  - LA CANNA DEL RUBINETTO NON NECESSITA DI ALCUNA LAVORAZIONE.
  - LA BOCCOLA È DISPONIBILE PER TUBI DI DIAMETRO 24, 26 E 28 MM.
  - AGGANCIO PARTICOLARMENTE INDICATO PER FLESSIBILE CON CONTRAPPESO IN PIOMBO ALLA PROPRIA ESTREMITÀ.
- A PLASTIC BUSHING DIRECTLY FIXED ONTO THE HAND SHOWER MAKES THE SEATING PERFECTLY CENTERED IN THE TAP SPOUT.
  - THE TAP SPOUT DOESN'T NEED ANY MACHINING.
  - THE PLASTIC BUSHING IS AVAILABLE FOR TUBES WITH DIAMETER 24, 26, AND 28 MM.
  - THE COUPLING IS PARTICULARLY INDICATED FOR FLEXIBLE HOSES WITH LEAD COUNTERWEIGHT AT ITS END.

## QUICK-FIX CONNECTION



- AGGANCIO A SCATTO, DA APPLICARE ALLA BOCCA DEL RUBINETTO, MEDIANTE INCOLLAGGIO.
  - LA BOCCOLA È DISPONIBILE PER TUBI DI DIAMETRO 24, 26 E 28 MM.
  - AGGANCIO PARTICOLARMENTE INDICATO PER FLESSIBILE SENZA CONTRAPPESO IN PIOMBO ALLA PROPRIA ESTREMITÀ.
- SNAP COUPLING, TO BE INSTALLED IN THE TAP SPOUT THROUGH GLUEING.
  - THE PLASTIC BUSHING IS AVAILABLE FOR TUBES WITH DIAMETER 24, 26, AND 28 MM.
  - THE COUPLING IS PARTICULARLY INDICATED FOR FLEXIBLE HOSES WITHOUT LEAD COUNTERWEIGHT AT ITS END.





PULL DOWN

**ANELLO MAGNETICO IN INOX  
ALL' INTERNO**  
MAGNETIC STAINLESS STEEL  
RING INSIDE

**FLESSIBILE M10x1**  
M10x1 FLEXIBLE HOSE

**MAGNETE INTERNO**  
MAGNET INSIDE



**sistema di isolamento  
termico e dall'umidità  
brevettato**  
patented thermal  
insulation and umidity  
protection

**PATENTED**

PULL DOWN



**ANELLO MAGNETICO IN INOX**  
MAGNETIC STAINLESS STEEL RING



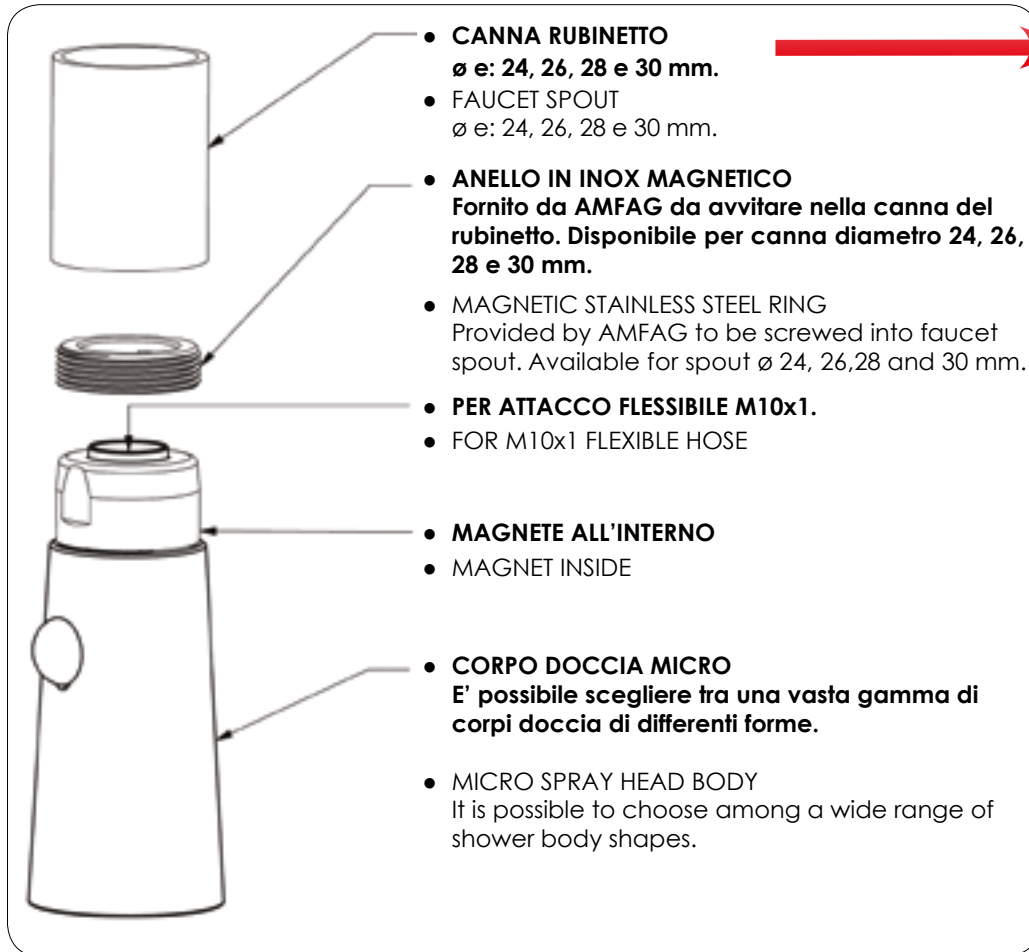
**Prima di avvitare l'anello in INOX, applicare colla  
bi-componente (AMFAG consiglia 3M DP190).**

Before tightening STAINLES STEEL ring apply  
bi-component glue (AMFAG suggests 3M DP190).

• LA CONNESSIONE MAGNETICA È DISPONIBILE SU TUTTE LE DOCCE MICRO.


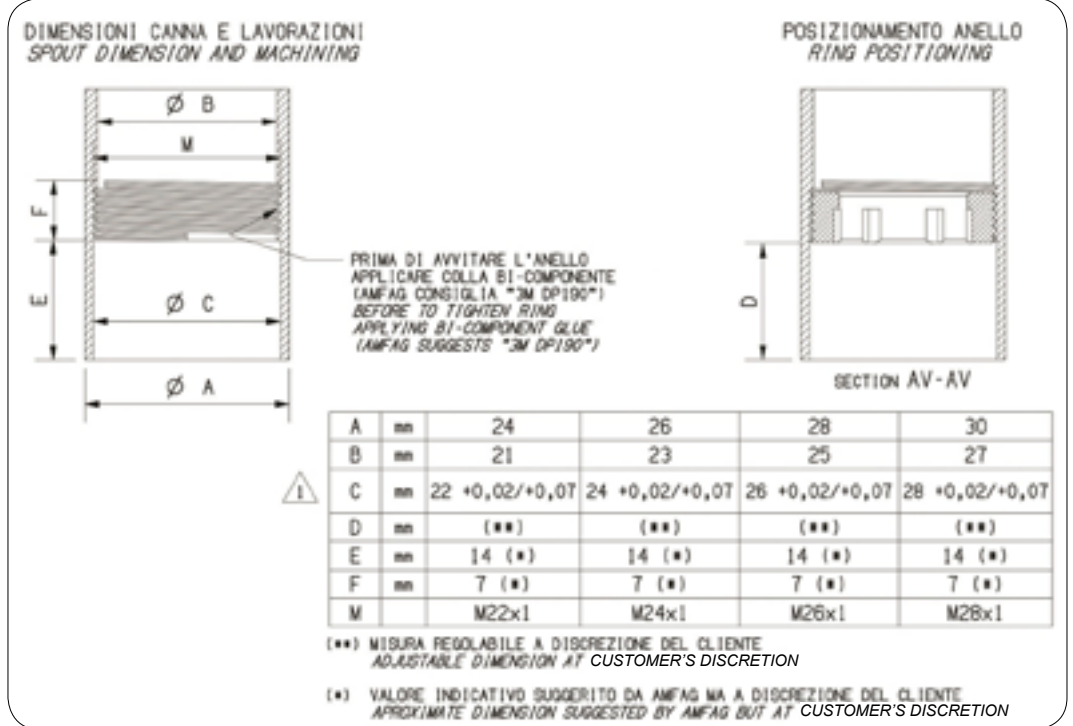
• MAGNETIC CONNECTION IS AVAILABLE ON ALL MICRO SHOWERS.

## COME FUNZIONA - HOW IT FUNCTION



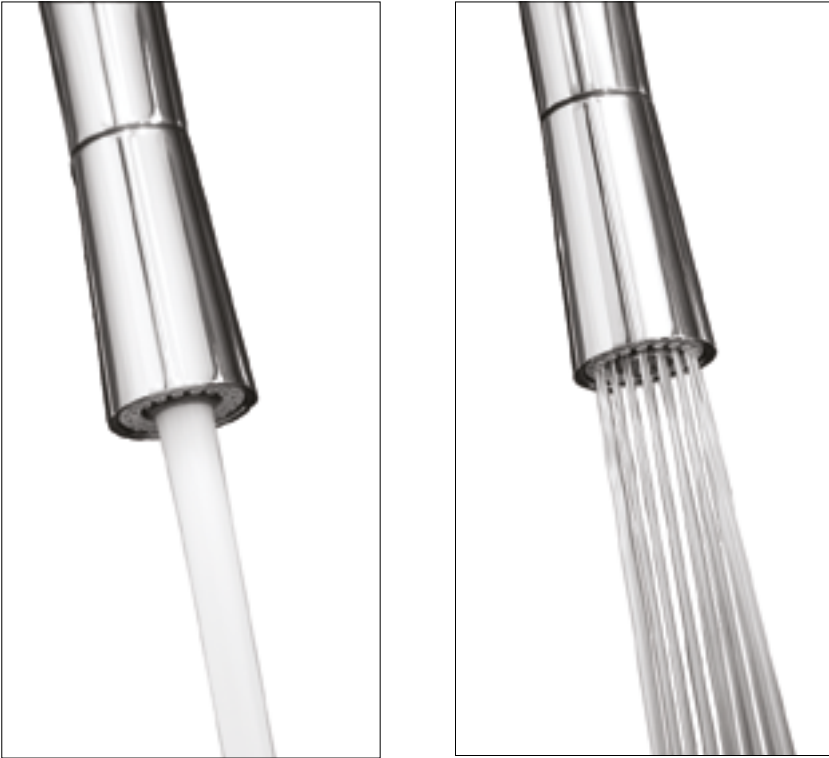
**PER ATTACCO FLESSIBILE M10x1 - FOR M10x1 FLEXIBLE HOSE**

## LAVORAZIONE CANNA - SPOUT MACHINING



**ANELLI IN INOX MAGNETICO - MAGNETIC STAINLESS STEEL RINGS**

MICRO DUAL JET



AERATORE 16x1 - 16x1 AERATOR

MICRO SPRAY



NESSUN AERATORE  
NO AERATOR

MICRO JET



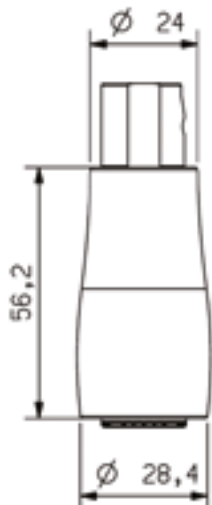
AERATORE 24x1  
24x1 AERATOR



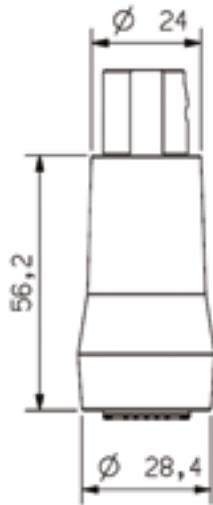
CONFIGURAZIONI MICRO - ALL THE WAYS TO BE MICRO



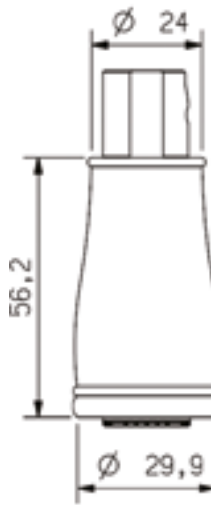
1



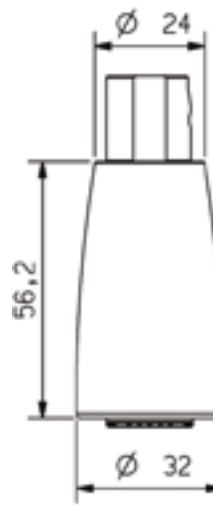
2



3



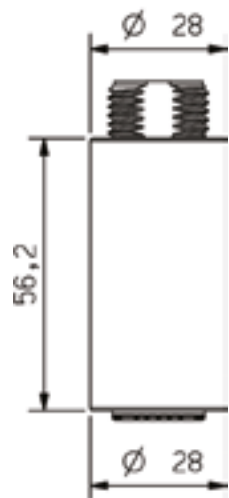
4



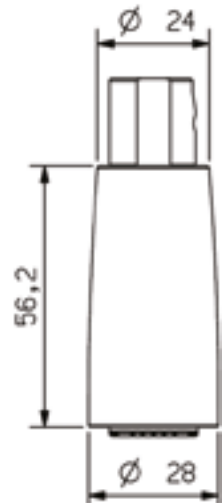
# CONFIGURAZIONI MICRO - ALL THE WAYS TO BE MICRO



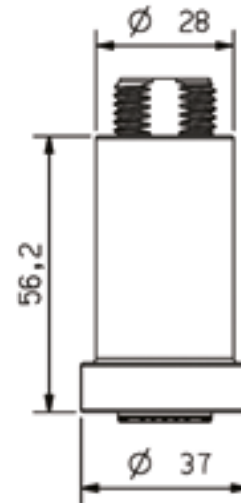
5



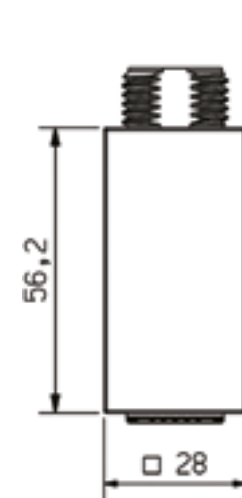
6



7



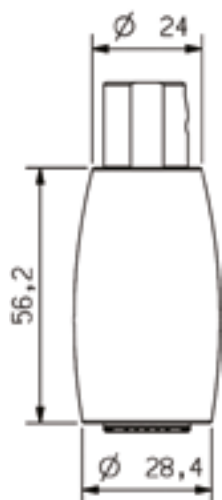
8



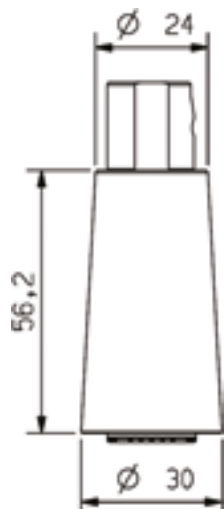
# CONFIGURAZIONI MICRO - ALL THE WAYS TO BE MICRO



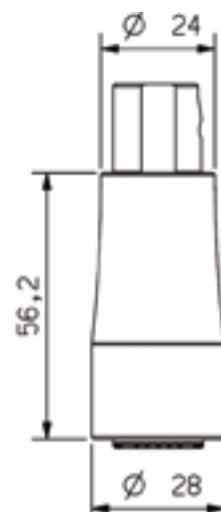
9



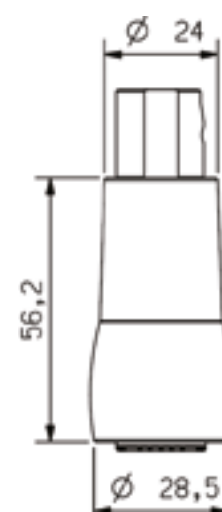
10



11



12



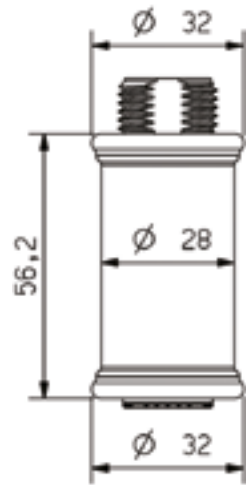
# CONFIGURAZIONI MICRO - ALL THE WAYS TO BE MICRO



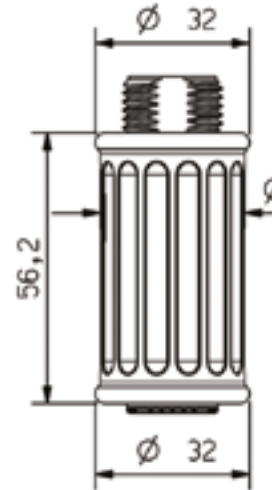
13



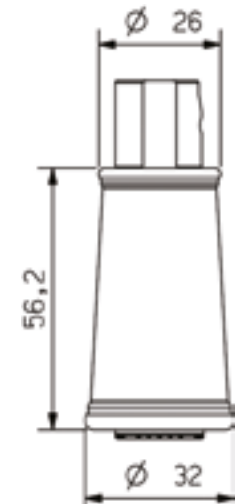
14



15



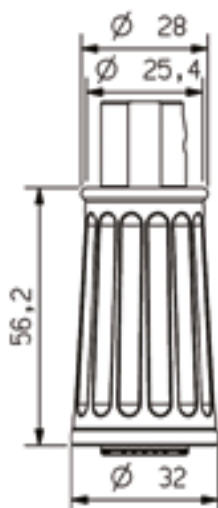
16



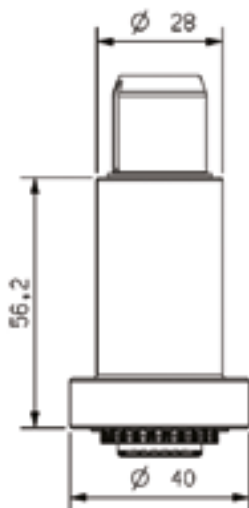
# CONFIGURAZIONI MICRO - ALL THE WAYS TO BE MICRO



17



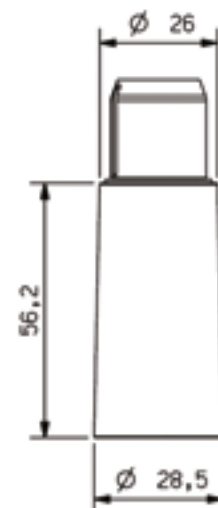
21



28



22

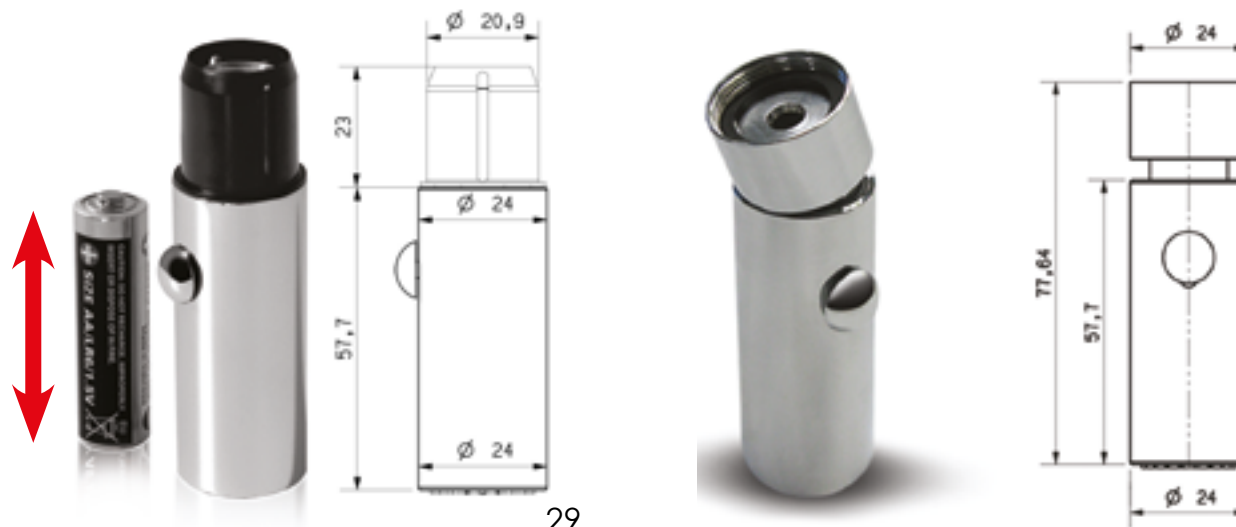




# MICRO 24

LA DOCCIA DA CUCINA  
PULL DOWN, PIÙ PICCOLA  
AL MONDO

THE SMALLEST PULL DOWN  
KITCHEN SPRAY HEAD  
IN THE WORLD

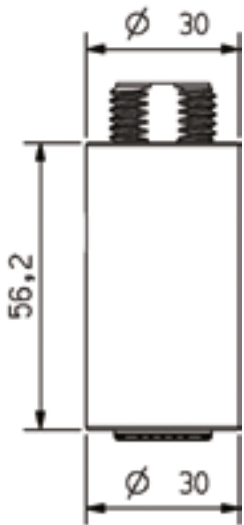


CON SNODO M22X1 F  
WITH M22X1 F SWIVEL

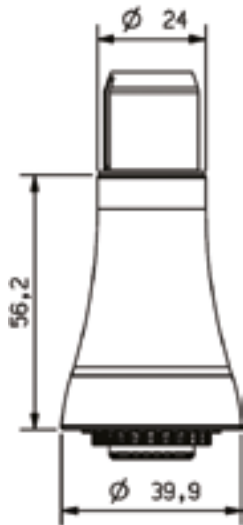
CONFIGURAZIONI MICRO - ALL THE WAYS TO BE MICRO




30



31



33



CONFIGURAZIONI MICRO - ALL THE WAYS TO BE MICRO



34



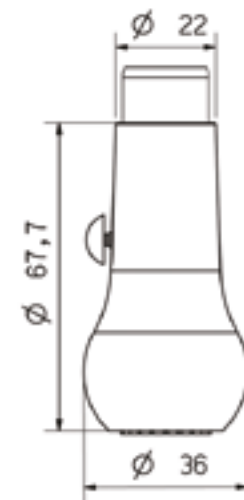
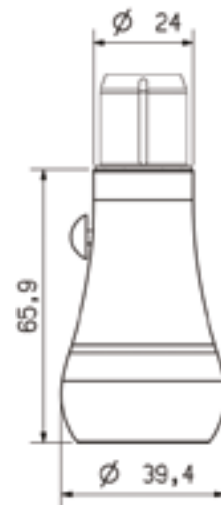

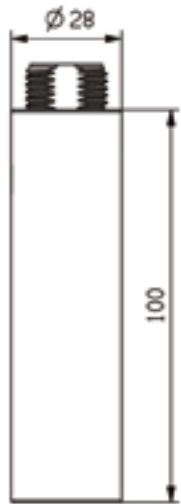
35



48



51

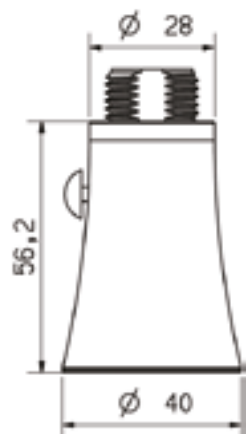




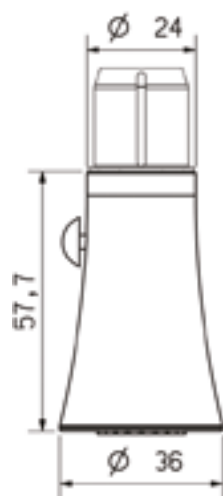
# CONFIGURAZIONI MICRO - ALL THE WAYS TO BE MICRO



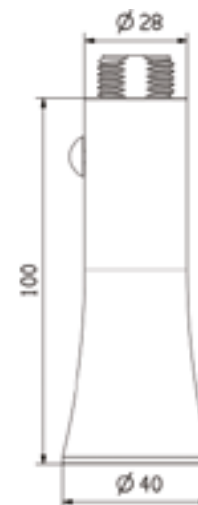
52



53



54



CONFIGURAZIONI MICRO - ALL THE WAYS TO BE MICRO

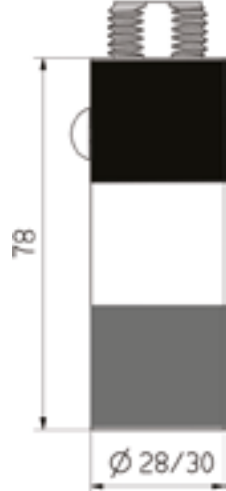


56

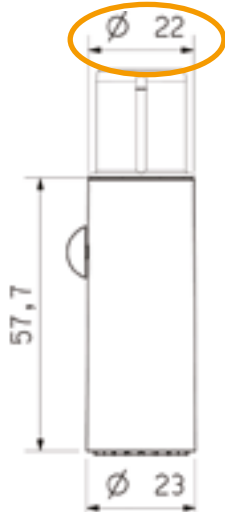
DIA. 28

57

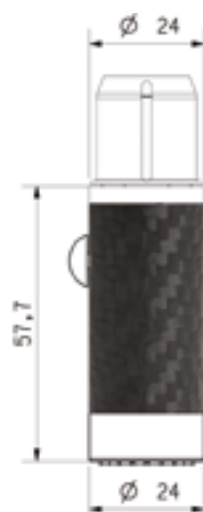
DIA. 30



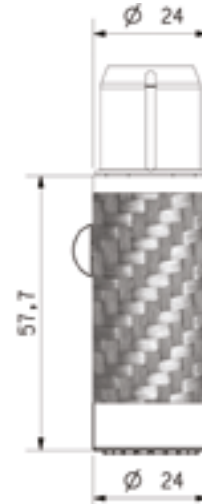
59



CARBON  
63



ALUTEX  
63



DISEGNATE IL  
VOSTRO  
MODELLO



DRAW YOUR  
MICRO

# MICRO 67

LA DOCCIA A SCOMPARSA - THE RETRACTABLE SPRAY

Micro 67 è la prima doccia AMFAG che scompare all'interno del rubinetto. E' dotata del sistema di deviazione brevettato "AMFAG SLIDING SYSTEM" e dell'esclusivo sistema strutturale a doppio materiale. E' disponibile nelle seguenti versioni:  
"EASY CONNECTION" con pulsante cromo o nero,  
"MAGNETIC CONNECTION" con pulsante cromo o nero

Micro 67 is the first AMFAG shower that disappears inside the faucet. It is equipped with the "AMFAG PATENTED DIVERTER SLIDING SYSTEM" and with the exclusive double material structural system. It is available in the following versions:  
"EASY CONNECTION" with chrome or black button;  
"MAGNETIC CONNECTION" with chrome or black button



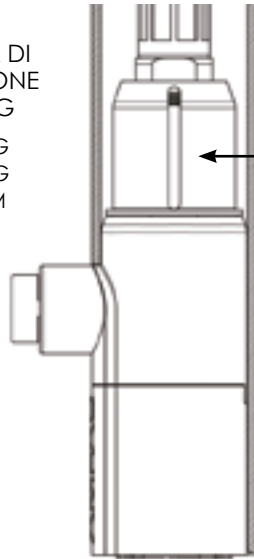
EASY CONNECTION

MAGNETIC CONNECTION

M15x1 EASY CONNECTION

SISTEMA DI DEVIAZIONE AMFAG

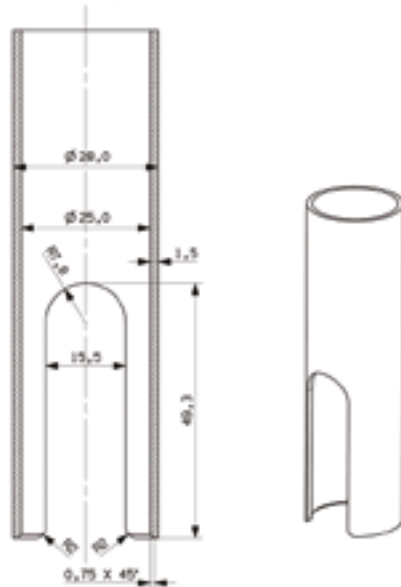
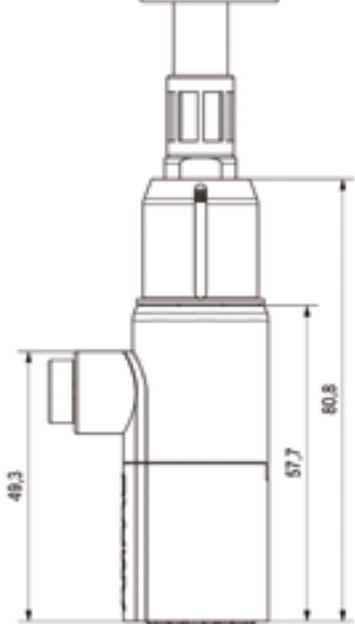
AMFAG SLIDING SYSTEM



CONNESSIONE PER FLESSIBILE M15x1 VALVOLA NON RITORNO AV14 OPZIONALE

M15x1 FLEXIBLE CONNECTION OPTIONAL CHECK VALVE AV14

DIMENSIONI DELLA CANNA SPOUT DIMENSION



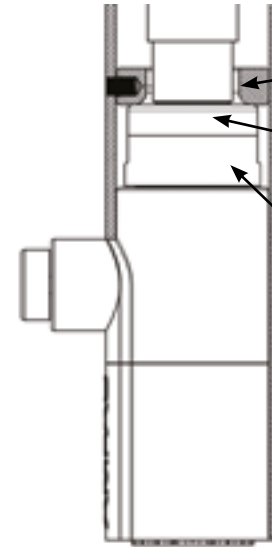
M10x1 MAGNETIC CONNECTION

ANELLO IN INOX MAGNETICO FORNITO DA AMFAG

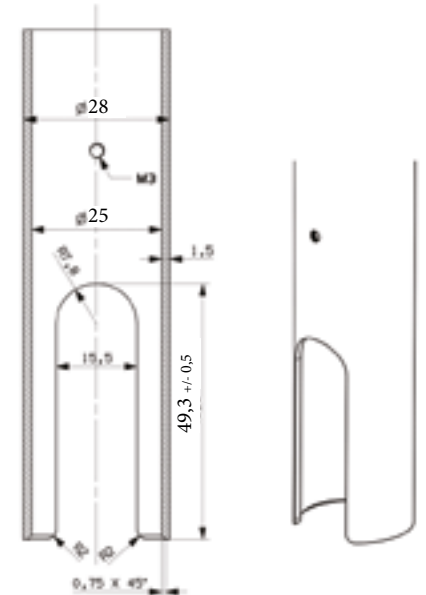
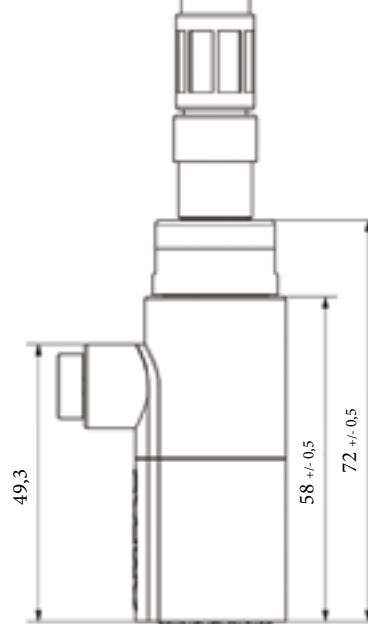
MAGNETIC STAINLESS STEEL RING SUPPLIED BY AMFAG

MAGNETE ALL'INTERNO MAGNET INSIDE

CONNESSIONE PER FLESSIBILE M10x1 M10x1 FLEXIBLE CONNECTION



DIMENSIONI DELLA CANNA SPOUT DIMENSION



# CONFIGURAZIONI MICRO - ALL THE WAYS TO BE MICRO

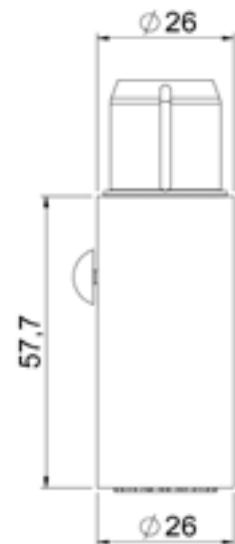


# CONFIGURAZIONI MICRO - ALL THE WAYS TO BE MICRO



NEW

77



NEW

78

